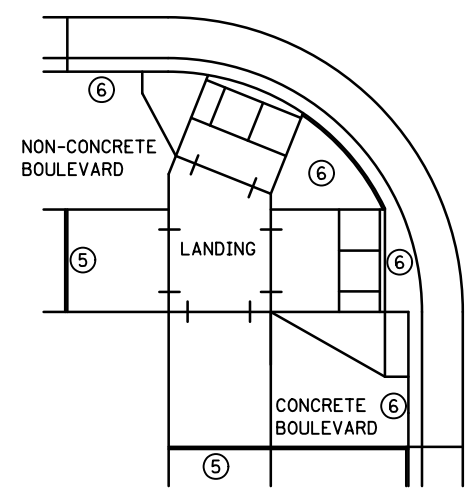
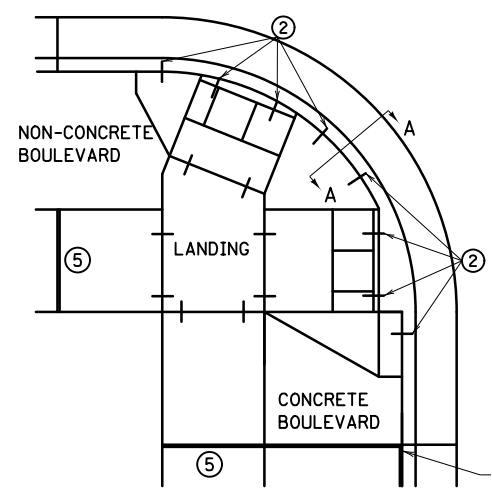


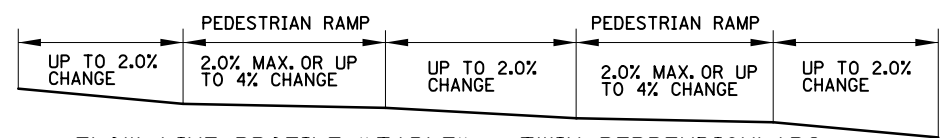
CURB LINE AND ROAD CROSSING ADJUSTMENTS



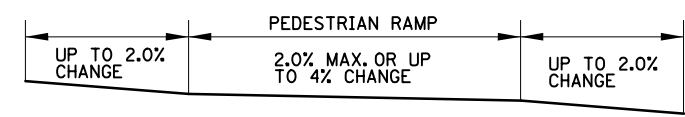
EXPANSION MATERIAL PLACEMENT FOR CONCRETE ROADWAYS



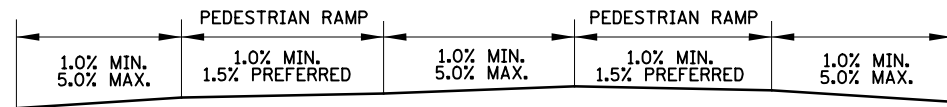
CURB LINE REINFORCEMENT PLACEMENT ON BITUMINOUS ROADWAYS



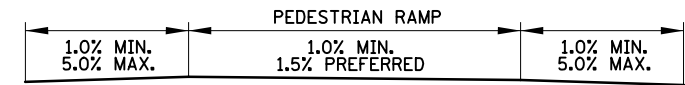
FLOW LINE PROFILE "TABLE" - TWIN PERPENDICULARS



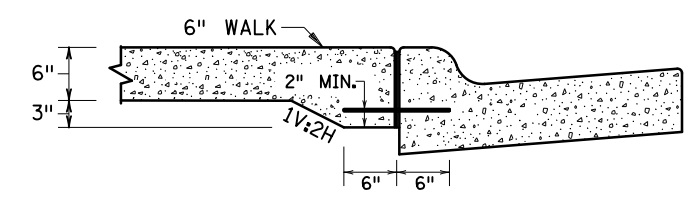
FLOW LINE PROFILE "TABLE" - FAN



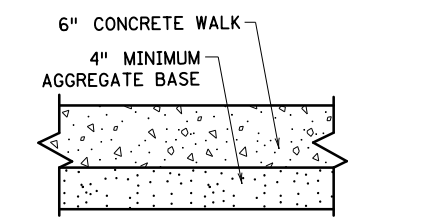
FLOW LINE PROFILE RAISE - TWIN PERPENDICULARS



FLOW LINE PROFILE RAISE - FAN

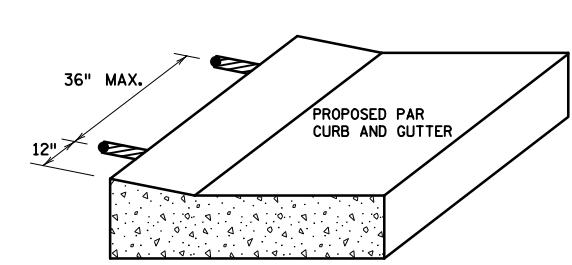


SECTION VIEW A-A THICKENED SECTION THROUGH CURB RAMP FLARES

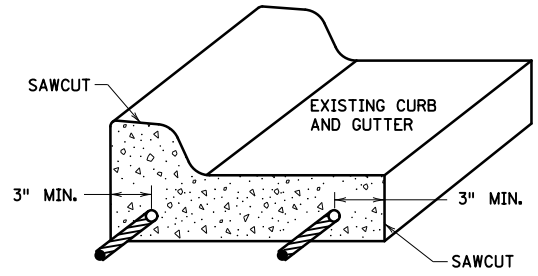


TYPICAL SIDEWALK SECTION WITHIN INTERSECTION CORNER

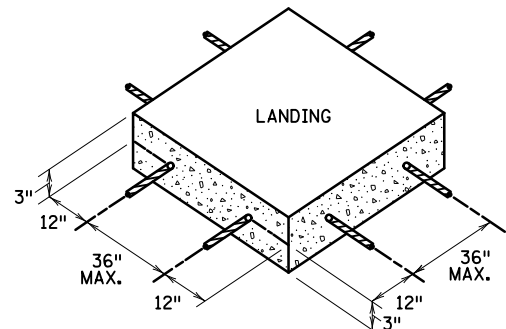
END SILL CURB AT TOP OF CURB RAMP AND DRIVEWAY FLARES.



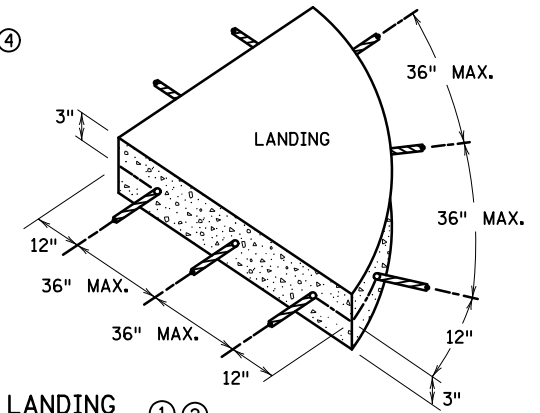
CURB RAMP REINFORCEMENT DETAILS



CURB AND GUTTER REINFORCEMENT



SEPARATE LANDING POUR REINFORCEMENT



GENERAL NOTES:

"TABLING" OF CROSSWALKS MEANS MAINTAINING LESS THAN 2% CROSS SLOPE WITHIN A CROSSWALK, IS REQUIRED WHEN A ROADWAY IS IN A STOP OR YIELD CONDITION AND THE PROJECT SCOPE ALLOWS.

RECONSTRUCTION PROJECTS: ON FULL PAVEMENT REPLACEMENT PROJECTS "TABLING" OF ENTIRE CROSSWALK SHALL OCCUR WHEN FEASIBLE.

MILL & OVERLAY PROJECTS: "TABLING" OF FLOW LINES, IN FRONT OF THE PEDESTRIAN RAMP, IS REQUIRED WHEN THE EXISTING FLOW LINE IS GREATER THAN 2%. WARPING OF THE BITUMINOUS PAVEMENT CAN NOT EXTEND INTO THE THROUGH LANE. TABLE THE FLOW LINE TO 2% OR AS MUCH AS POSSIBLE WHILE ADHERING TO THE FOLLOWING CRITERIA:

- 1) 1.0% MIN. CROSS-SLOPE OF THE ROAD
- 2) 5.0% MAX. CROSS-SLOPE OF THE ROAD
- 3) "TABLE" FLOW LINE UP TO 4% CHANGE FROM EXISTING SLOPE IN FRONT OF PEDESTRIAN RAMP
- 4) UP TO 2% CHANGE IN FLOW LINE FROM EXISTING SLOPE BEYOND THE PEDESTRIAN CURB RAMP

STAND-ALONE ADA RETROFITS: FOLLOW MILL & OVERLAY CRITERIA ABOVE HOWEVER ALL PAVEMENT WARPING IS DONE WITH BITUMINOUS PATCHING ON BITUMINOUS ROADWAYS AND FULL-DEPTH APRON REPLACEMENT ON CONCRETE ROADWAYS.

RAISING OF CURB LINES SHOULD OCCUR IN VERTICALLY CONSTRAINED AREAS. RAISE THE CURB LINES ENOUGH TO ALLOW COMPLIANT RAMPS OR AS MUCH AS POSSIBLE WHILE ADHERING TO THE FOLLOWING CRITERIA:

- 1) 1.0% MIN. AND 5.0% MAXIMUM CROSS-SLOPE OF THE ROAD
- 2) 1.0% MIN. FLOW LINE (ON EITHER SIDE OF PEDESTRIAN RAMP) TO MAINTAIN POSITIVE DRAINAGE
- 3) 5.0% RECOMMENDED MAX. FLOW LINE
- 4) LONGITUDINAL THROUGH LANE ROADWAY TAPERS SHOULD BE 1" VERTICAL PER 15' HORIZONTAL

NOTES:

- 1) TO ENSURE RAMPS AND LANDINGS ARE PROPERLY CONSTRUCTED, ALL INITIAL LANDINGS AT A TOP OF A RAMPED SURFACE (RUNNING SLOPE GREATER THAN 2%) SHALL BE FORMED AND PLACED SEPARATELY IN AN INDEPENDENT CONCRETE POUR. FOLLOW SIDEWALK REINFORCEMENT DETAILS ON THIS SHEET FOR ALL SEPARATELY POURED INITIAL LANDINGS.
- 2) DRILL AND GROUT NO. 4 12" LONG REINFORCEMENT BARS (EPOXY COATED) AT 36" MAXIMUM CENTER TO CENTER MINIMUM 12" SPACING FROM CONSTRUCTION JOINTS. BARS TO BE ADJUSTED TO MATCH RAMP GRADE. BARS TO BE PAID BY EACH.
- 3) DRILL AND GROUT 2 - NO. 4 X 12" LONG (6" EMBEDDED) REINFORCEMENT BARS (EPOXY COATED). REINFORCEMENT REQUIRED FOR ALL CONSTRUCTION JOINTS. BARS TO BE PAID BY EACH.
- 4) THIS CURB LINE REINFORCEMENT DETAIL SHALL BE USED ON BITUMINOUS ROADWAYS. FOR CONCRETE ROADWAYS, SEE NOTE 6.
- 5) CONSTRUCT WITH EXPANSION MATERIAL PER MNDOT SPECIFICATION 3702 TYPES A-E. EXPANSION MATERIAL SHALL MATCH FULL HEIGHT OF ADJACENT CONCRETE.
- 6) USE AN APPROVED TYPE F (1/4 INCH THICK) SEPARATION MATERIAL. SEPARATION MATERIAL SHALL MATCH FULL HEIGHT DIMENSION OF ADJACENT CONCRETE.

REVISION:
APPROVED: 11-04-2021
Jeffrey J. Perkins
JEFFREY PERKINS
OPERATIONS DIVISION



STANDARD PLAN 5-297.250 6 OF 6
APPROVED: 11-04-2021
REVISOR:
THOMAS STYRBICKI
STATE DESIGN ENGINEER

PEDESTRIAN CURB RAMP DETAILS

STATE PROJ. NO. (TH) SHEET NO. OF SHEETS